



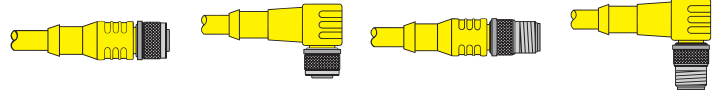
eurofast® Cordsets, "C" Style, Medium Plug Body

PVC or PUR  
Available in 6 and 8 Conductor

Unshielded  
Anti-vibration Coupling Nut



See table below



RKC ..

WKC ..

RSC ..

WSC ..

6-Pin, Medium Plug Body, 60 VAC / 75 VDC, 2 A

Female

Male

Application	Cable Specs	Pinout	Straight	Right Angle	Straight	Right Angle
For 6-wire DC UL Recognized CSA Certified	6/24 AWG, Grey PVC 105 C 5.7 mm OD	1. Bn 4. Bk 2. Wh 5. Gy 3. Bu 6. Pk	RKC 6T-*	WKC 6T-*	RSC 6T-*	WSC 6T-*
For 6-wire DC UL Recognized CSA Certified	6/24 AWG, Grey PUR 80°C 5.7 mm OD	1. Bn 4. Bk 2. Wh 5. Gy 3. Bu 6. Pk	RKC 6T-*/S90	WKC 6T-*/S90	RSC 6T-*/S90	WSC 6T-*/S90

8-Pin, Medium Plug Body, 60 VAC / 75 VDC, 2 A

Female

Male

Application	Cable Specs	Pinout	Straight	Right Angle	Straight	Right Angle
For 8-wire DC UL Recognized CSA Certified	8/24 AWG, Grey PVC 105 C 5.7 mm OD	1. Wh 5. Gy 2. Bn 6. Pk 3. Gn 7. Bu 4. Ye 8. Rd	RKC 8T-*	WKC 8T-*	RSC 8T-*	WSC 8T-*
For 6-wire DC and 4-port <b>picofast</b> home run UL Recognized CSA Approved	6/24 AWG, Black PVC 105 C 5.7 mm OD	1. Wh 5. Bn 2. Gn 6. N/C 3. Ye 7. Bu 4. Gy 8. N/C	RKC 8.6T-*	WKC 8.6T-*	RSC 8.6T-*	WSC 8.6T-*

6-Pin, Medium Plug Body, 60 VAC / 75 VDC, 2 A

Application	Cable Specs	Straight Female Straight Male	Straight Female Right Angle Male	Right Angle Female Straight Male	Right Angle Female Right Angle Male
For 6-wire DC UL Recognized CSA Certified	6/24 AWG, Grey PVC 105 C 5.7 mm OD	RKC 6T-*/RSC 6T	RKC 6T-*/WSC 6T	WKC 6T-*/RSC 6T	WKC 6T-*/WSC 6T
For 6-wire DC UL Recognized CSA Certified	6/24 AWG, Grey PUR 80°C 5.7 mm OD	RKC 6T-*/RSC 6T/S90	RKC 6T-*/WSC 6T/S90	WKC 6T-*/RSC 6T/S90	WKC 6T-*/WSC 6T/S90

8-Pin, Medium Plug Body, 60 VAC / 75 VDC, 2 A

Application	Cable Specs	Straight Female Straight Male	Straight Female Right Angle Male	Right Angle Female Straight Male	Right Angle Female Right Angle Male
For 8-wire DC UL Recognized CSA Certified	8/24 AWG, Grey PVC 105 C 5.7 mm OD	RKC 8T-*/RSC 8T	RKC 8T-*/WSC 8T	WKC 8T-*/RSC 8T	WKC 8T-*/WSC 8T
For 6-wire DC and 4-port <b>picofast</b> home run UL Recognized CSA Approved	6/24 AWG, Black PVC 105 C 5.7 mm OD	RKC 8.6T-*/RSC 8.6T	RKC 8.6T-*/WSC 8.6T	WKC 8.6T-*/RSC 8.6T	WKC 8.6T-*/WSC 8.6T

\* = Length in meters

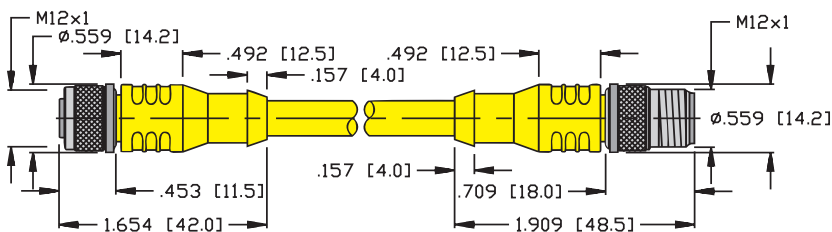
## Specifications

<b>Connector:</b>	Oil resistant polyurethane body material, PUR contact carrier, spacings to VDE 0110 Group C.
<b>Contacts:</b>	Gold plated brass.
<b>Coupling Nuts:</b>	Nickel plated brass. For options, see below**.
<b>Cable:</b>	See table.
<b>Protection:</b>	NEMA 1,3,4,6P and IEC IP 68.
<b>Cable Length:</b>	Standard cable lengths are nominal 2, 4 and 6 meters. Other lengths available by request - consult factory.

**\*\* Options:** To specify stainless steel coupling nut, add a "V" to part number.  
For example: RKC .. to RKC V .. (straight female) or WSC .. to WSC V .. (right angle male).

## Dimensions

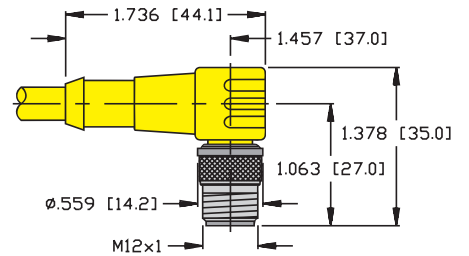
RKC .. -\* -RSC ..



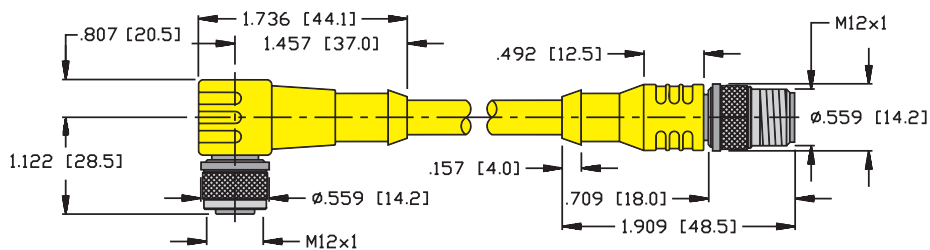
**Note:**

Replace right end of illustrations at left with WSC shown below for RKC .. -\* -WSC .. and WKC .. -\* -WSC .. configuration.

.. - WSC ..



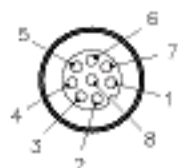
WKC .. -\* -RSC ..



## Pinouts

Female		Male	
6-pin	8-pin	6-pin	8-pin

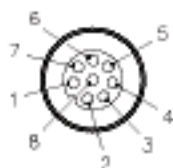
FEMALE END VIEW



- 1 = WHITE
- 2 = BROWN
- 3 = GREEN
- 4 = YELLOW
- 5 = GRAY
- 6 = PINK
- 7 = BLUE
- 8 = RED



MALE END VIEW

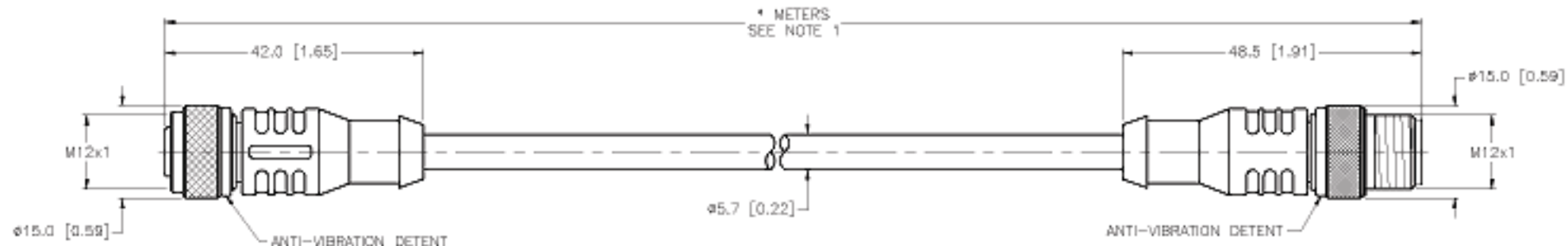


- 1 = WHITE
- 2 = BROWN
- 3 = GREEN
- 4 = YELLOW
- 5 = GRAY
- 6 = PINK
- 7 = BLUE
- 8 = RED



SPECIFICATIONS

CONTACT CARRIER MATERIAL/COLOR	NYLON OR PUR/BLACK
MOLDED HEAD MATERIAL/COLOR	THERMOPLASTIC PUR/YELLOW
CONTACT MATERIAL/PLATING	BRASS/GOLD
COUPLING NUT MATERIAL/PLATING	BRASS/NICKEL
RATED CURRENT [A]	2.0 A
RATED VOLTAGE [V]	60 VAC/75 VDC
OUTER CABLE JACKET MATERIAL/COLOR	PVC/GREY
CONDUCTOR INSULATION MATERIAL	PVC
NUMBER OF CONDUCTORS [AWG]	8x24 AWG
TEMPERATURE RANGE	-40°C to +105°C (-40°F to +221°F)
PROTECTION CLASS	MEETS NEMA 1,3,4,6P AND IEC IP68



CABLE LENGTH	TOLERANCE
ALL LENGTHS	+ 4% (OR 50mm) OF LENGTH - 0% (OR 0mm) OF LENGTH WHICHEVER IS GREATER
STRIP LENGTH	TOLERANCE
0-3mm	±0.2mm
6-20mm	±1.0mm
30-45mm	±1.5mm
50-65mm	±2.0mm
70-100mm	±3.0mm
OVER 100mm	±4.0mm

NOTES:

1. "\*" INDICATES CABLE LENGTH IN METERS. CONTACT TURCK TO ORDER SPECIFIC LENGTHS.

SOURCE DRAWING - FOR REFERENCE ONLY

RELATED DOCUMENTS 1. 2. 3. 4.	3RD ANGLE PROJECTION 	THIS DRAWING IS PROPERTY OF TURCK INC. USE OF THIS DOCUMENT WITHOUT WRITTEN PERMISSION IS PROHIBITED.		<b>TURCK INC</b> High Technology Sensors and Automation Controls	
MATERIAL SEE SPECIFICATIONS	TOLERANCES UNLESS OTHERWISE SPECIFIED 0.5 TO 6 ±0.1 6 TO 30 ±0.2 30 TO 200 ±0.3 OVER 200 ±0.4 ANGLES ±1° ALL INCH DIMENSIONS ARE REFERENCE ONLY	DRFT RWC DATE 07/26/05	DESCRIPTION RKC 8T-*--RSC 8T	SCALE 1=1.0	IDENTIFICATION NO.
FINISH SEE SPECIFICATIONS	UNIT OF MEASUREMENT <b>MILLIMETER   INCH  </b>	DO NOT SCALE THIS DRAWING	REV A	FILE: 777003362	SHEET 1 OF 1

A	DRAWING RELEASE	RWC	07/26/05	
REV	DESCRIPTION	BY	DATE	ECO NO.